

UniRec1: use a single remote control with different automations!

Using the same remote control with 2 (or more) different automations!

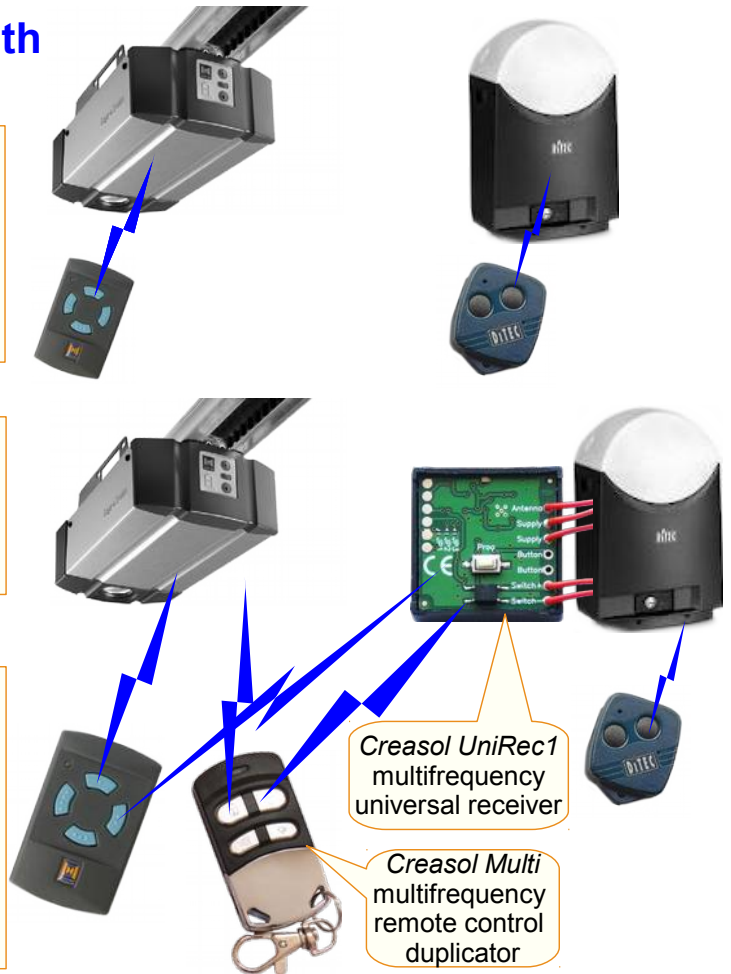
Current situation:

2 different remote controls are needed, HSM4 for Hormann automation, BIX LP, BIX LS or GOL4 for Ditec automation. Note that BIX LP, BIX LS and GOL4 transmit a rolling code that cannot be copied.

After connecting Creasol UniRec1:

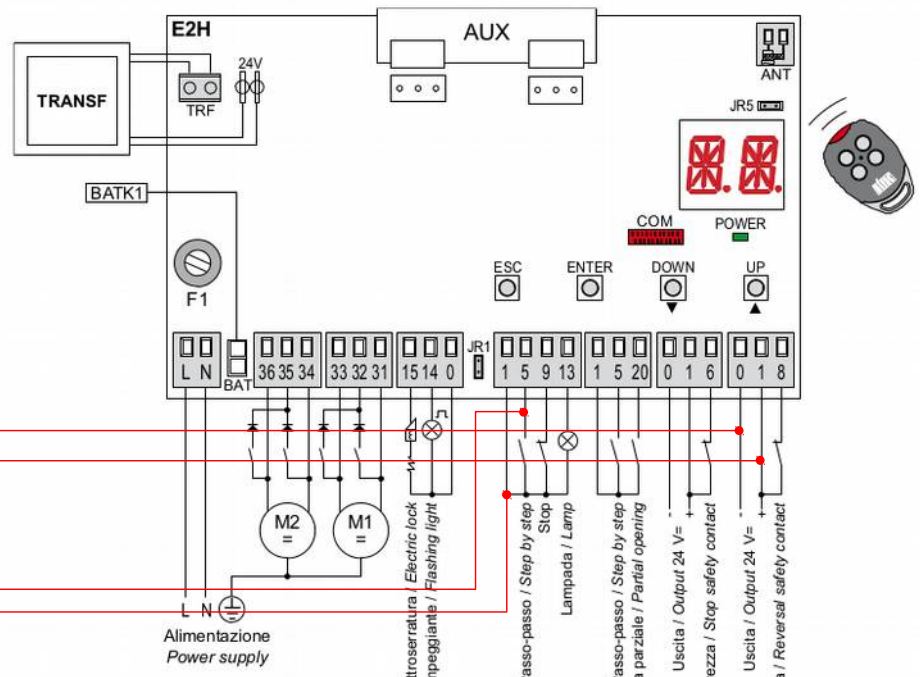

Both Hormann and Ditec automations can be controlled by the existing HSM4 remote control, and, if needed, by Creasol Multi.

Creasol UniRec1 is a universal multifrequency receiver that is able to work with several remote controls which transmit in the range between 288 and 868 MHz, both fixed and rolling code. Connecting Creasol UniRec1 to the DITEC automation, you can activate it by almost any remote control in the market, including the existing Hoermann HSM4.



How to connect Creasol UniRec1 to the DITEC motor driver:

Leave antenna wire unconnected. Connect the wires marked as **Supply** to the power supply (5Vdc or 12-24Vac/dc) Connect the remaining wires **Switch+/-** to the step-by-step input



Very compact: 29x29x11mm.
Multifrequency: 433.42, 433.92, 434.15, 434.42, 868.3, 868.5, 868.8, 315 MHz.
Works with both fixed and rolling code remote controls! Very easy to be installed!

From Rev.5 you can program 2 different frequencies and modulations of your choice, so UniRec1 can be used with almost any remote controls transmitting in the selected frequencies with selected modulations (AM or FM).

Creasol UniRec1: other applications

Using a 433 or/and 868 MHz remote controls with 27MHz, 30MHz, 40MHz automations

Before, the automation could be controlled only by 27-40 MHz remote controls.

From Rev.5 you can program 2 different frequencies and modulations of your choice, so UniRec1 can be used with almost any existing remote controls transmitting in the selected frequencies with selected modulations (AM or FM).

Now, connecting Creasol UniRec1 to the automation, you can control it by existing 27-40MHz remote control and also with almost any remote control transmitting at 433.92, 434.42 or 868.3, ... MHz, fixed or rolling code!

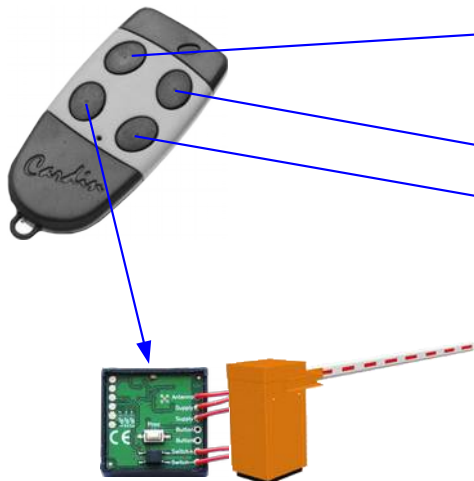
Many different types of remote control can be used with Creasol UniRec1, both fixed code and rolling code



With Creasol UniRec1, you can use an existing transmitter to controls many automations, even if they originally work in different frequencies.

Using a CARDIN S449 (rolling code FSK remote control) to open 3 different automations

Cardin S449 remote control: rolling code, FSK, 433.92MHz



UniRec1: 1 channel universal receiver connected to a traffic barrier

UniRec2: 2 channels universal receiver connected to a gate with sliding and pedeGarage door using Cardin automationstrian command

UniRec1 and UniRec2 works on many frequencies, including 433.42, 433.92, 434.15, 434.42, 868.3, 868.5, 868.8 MHz and 288-418MHz. These receivers are universal, and work with almost any remote control in the market, fixed and rolling code, AM and FM!